



CHARITY WEEK **ANNUAL REPORT** **2012**

www.onecharityweek.com



CONTENTS

- 02 Introduction
- 03 National and Regional Teams
- 05 Who's Involved?
- 07 Budget & Expenses
- 09 Grand Totals
- 10 Donations & Banking
- 11 Social Media
- 12 Publicity
- 13 Where the Money Went
- 15 Feedback
- 16 Round-Off Dinners
- 17 Conclusion
- 18 Appendices





14

Number of countries in which orphan & needy children projects have been funded by Charity Week



£2.4m

The cumulative total of amount of money raised by Charity Week since it was founded



117

Number of institutions that took part in Charity Week 2012

INTRO CW2012

الْسَّلَامُ عَلَيْكُمْ وَرَحْمَةُ اللَّهِ وَبَرَكَاتُهُ

It didn't start out this way. When Charity Week first began, there were big plans but the hands were few. The person designing the poster was also the one sticking them up – and sometimes paying for them. Because there were so few of us, we all had to work extra hard to keep the project surviving all the while dreaming of the day when there would be enough people to eventually make it thrive.

Now, in the 9th annual Charity Week for orphans and needy children, with the help of Allah (SWT), our partner Islamic Relief and each one of you, we are able to start fulfilling our dreams. Each donor, each volunteer and each team member is starting to slot into place like the cogs in a well-oiled machine. Together, we are each able to produce a result far greater than the sum of parts. Together we are able to reach closer to achieving our vision than ever before. Together we are making a difference.

جزاك الله خيرا



W - www.onecharityweek.com
E - info@onecharityweek.com
F - facebook.com/oneCharityWeek
T - [@oneCharityWeek](https://twitter.com/oneCharityWeek)

Your Charity Week Team

YOUR NATIONAL TEAM

Taking part in Charity Week is a privilege and a blessing. You get the chance to do blessed work whilst gaining new skills and having fun. One of the best parts of Charity Week is that along the way, you meet some incredible people who share the same vision of Muslim unity as you. This is a list of just some of the current heroes and future leaders of the Ummah (insha' Allah):

SCOTLAND

Rep: Hamzah Ahmed **City Reps:** Kiratol Nisa, Nabeel Ghaffar, Aneeqa Arshid, Muhammad Tahir Aslam, Anika Chowdary

Team: Sadia Anwar, Isra Shafiq, Sumayyah Abid, Maryam Sultan, Hajira Nisa, Zainab Rizwan, Dinah Nassan, Marium Rizwan, Arouje Ali, Ifrah Ali, Anum Mahmood

NORTH

Reps: Zeeshan Ansar, Somia Mohammed

Team: Jamila Kossar, Nadia Altairy, Sajeda Shubib, Noone Osman, Abdul Basit, Ayat Bashir

MIDLANDS

Rep: Abdulsalam Shahin **Vice Rep:** Abid Shah

Team: Adam Degia, Aisha Mohamed

WALES & WEST

Rep: Alliah Hassan

Team: Ibtahal Taleb, Fahd Zaman, Rayhan Sheikh, Atiq Rehman

LONDON

Rep: Talha Ansari **Co Rep:** Aamir Shamsi

Team: Tasneem Kabir, Sarah Rhammaz, Safina Shaukat, Nageena Shaukat, Anum Sharif, Rima Nawaz, Tasneem Kapadia, Munaj Alavudeen, Sana Razzak, Sawsan Therese, Iqbal Hussain, Salim Ahmed, Nasira Ahmed, Zuhaira Arshad, Duria Awale, Sofia Ahmad, Zara Kadir, Masuda Begum

SOUTH

Rep: Muhammad bin Tayyab

Team: Zeshan Hussein, Hafsa Miah, Zeinab Edah-Tally, Zaynab Iman



2

Number of face-to-face National Team meetings for CW 2012



Number of National Team meetings for CW 2012

NATIONAL TEAM MEMBERS

National Director:

Ahmed Shaikh

Gen Sec: Mariam Kadodia

Finance: Ridah Bashir

Training: Saira Chaudhry

Website: Amir Nazim /

Mohamed Imran

Events: Ahtsham Ashraf

Operations: Amanah Anwar / Sidrah Jabbar

Communications:

Ripa Akhtar

Projects: Anisah Khan /

Danish Ashraf / Somia Mohammed

Media: Sofia Ahmad

Design: Saima Siddiqui /

Nida Ilahi / Abida Bibi

Publicity: Aameena Rahman

Social Media: Safa Mujahid

5:8

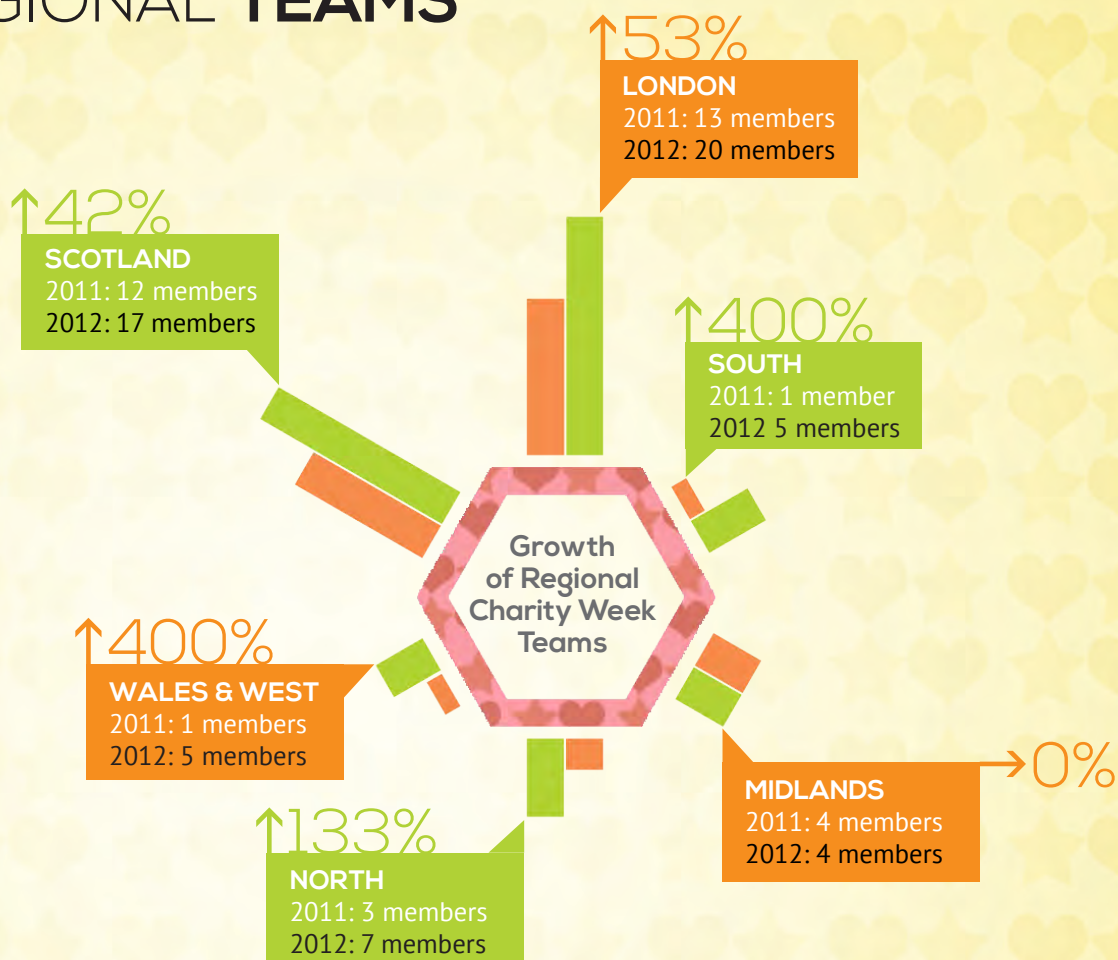


Ratio of graduates to students on the CW National Team



Ratio of males to females on the CW National Team

REGIONAL TEAMS



**87
years**

Cumulative years of experience of Charity Week on the National Team (average 3.5 years)



Proportion of completely new members (green) to previously involved members (blue) in the CW National Team



The first donation to CW2012 was by a taxi driver in Cardiff who donated the cost of the cab fare taking the National Director to a Charity Week meeting.



One of the donations received by CW fundraisers in Scotland was from a homeless man.

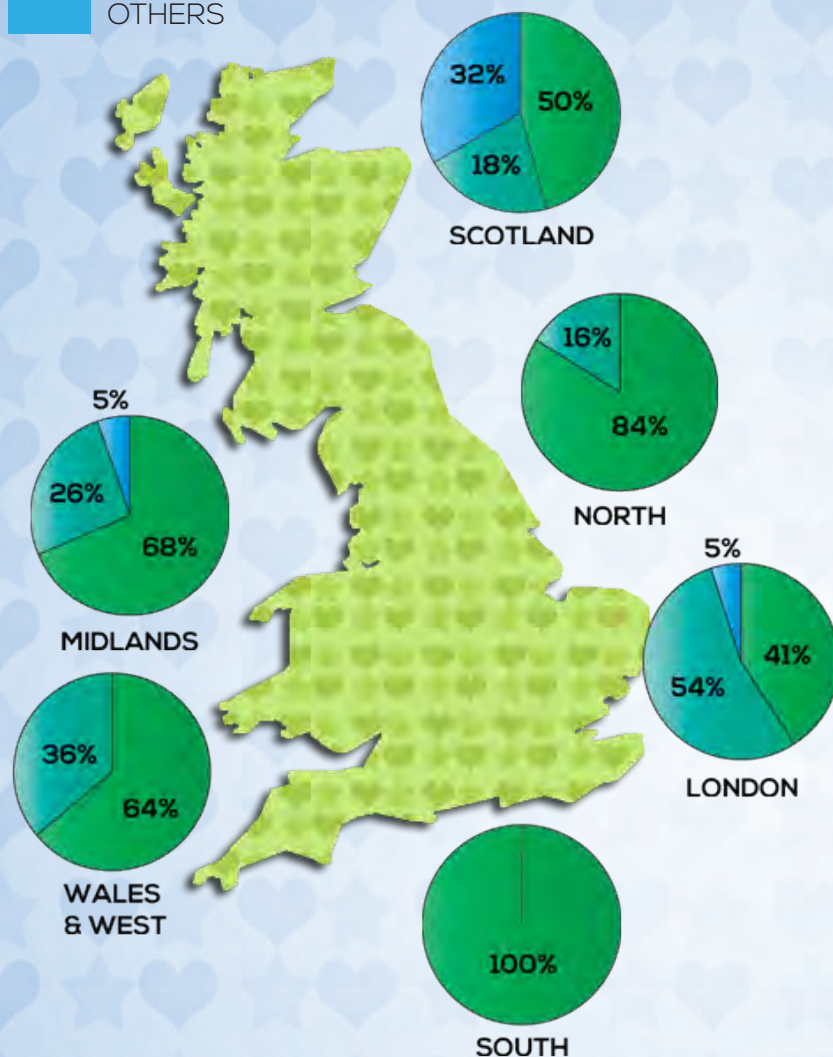


Midlands

This year was the first time a Muslim Scouts group was involved in Charity Week. They raised £3007.73 in their first ever Charity Week!

WHO'S INVOLVED?

Here at Charity Week, we measure success not by the amount raised but by how many people we are able to pass the vision on to. One way of doing so is making sure that we reach the widest possible audience at the most number of institutions. Here is an outline of the type of the institutions that got involved this year.




Number of institutions in the North taking part in CW 2012:

2010 - 11
2012 - 21

11

21

2012 was the first year that the North region had schools taking part.




90

The distance cycled by two brothers across the Midlands to raise funds for Charity Week

£2,535

Amount a CD of Islamic talks was sold for in KCL auction.

Knowledge worth its weight in gold.



8

Average attendance at each Regional Training Day



15

Average attendance at each Regional Training Webinar




100%

Percentage increase in number of CW National Team members trapped in buildings whilst sorting CW resources:
2011 (one person) to 2012 (two people).



PARTICIPATION 2010 TO 2012

LONDON Universities



2010

2011

2012

LONDON Schools



MIDLANDS Universities




MIDLANDS Schools



NORTH Universities



NORTH Schools




WALES & WEST Universities




WALES & WEST Schools



SCOTLAND Institutions



SOUTH Universities



AN AREA FOR DEVELOPMENT

The purpose of the Annual Report is to indicate how things compare in the past. Knowing the number and type of institutions that take part in each region allows us to strategise better for next year.

Whilst we have made improvements in the University demographics, the future of Charity Week seems to clearly lay with the thousands of schools, colleges and community organisations across the country that are still an untapped potential.



185

Total number of rotis made in the CW Roti Challenge. Approximately 7 rotis were made by each competitor.



100

Number of cupcakes sold at the Eid event by Plashet Girls School



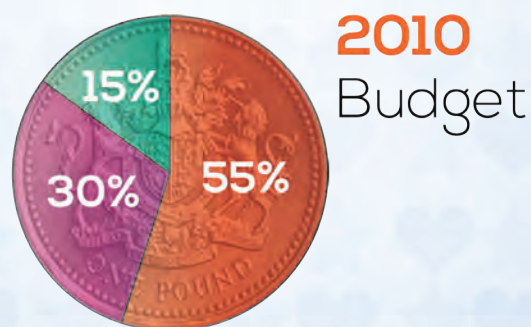
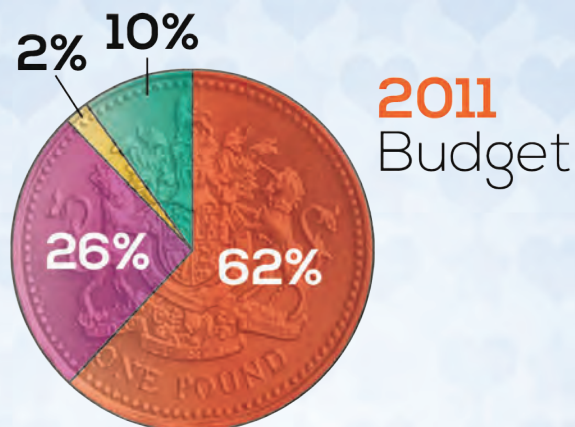
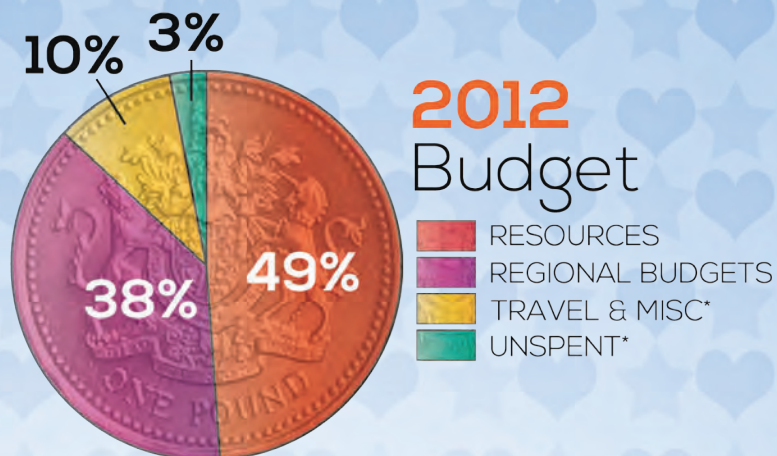
BUDGET & EXPENSES

Every penny spent in undertaking Charity Week is spent with the utmost care, after ensuring that there is no cheaper option. We understand that our budget comes from our partner - Islamic Relief - and therefore is an Amanah (trust) with us.

BREAKDOWN OF CW 2012 BUDGET

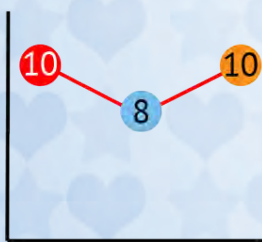
Budget = £32,500
TOTAL SPENT = £31,627.75
Resources - £15,980.95
Regional Annual Dinners - £12,417.79
Travel - £2,402.61
Miscellaneous - £826.40

*2012 budget included travel claims whereas previous budgets did not. Any unspent funds were returned to Islamic Relief.



Number of institutions raising more than £10,000 since 2010:

2010 - 10 2011 - 8 2012 - 10



145

Pairs of fists in fist bump explosion chain carried out by Liverpool ISoc in CW2012: **A new world record.** The previous world record for fist bump explosion chains was 98.



25

Total number of hours of handovers conducted by CW2011 team to CW2012 team



3 Prezis



2 Posters

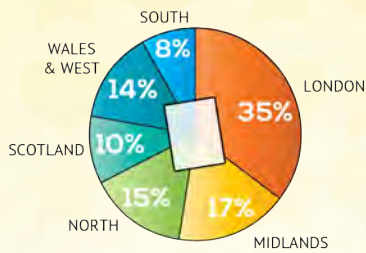


2 YouTube Videos

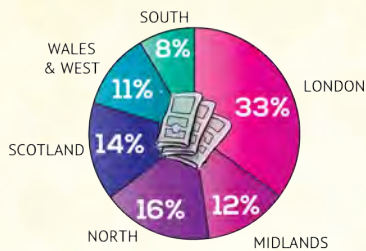
8 Number of tarbiyyah bites emails sent out for CW 2012 training

ANATOMY OF RESOURCES

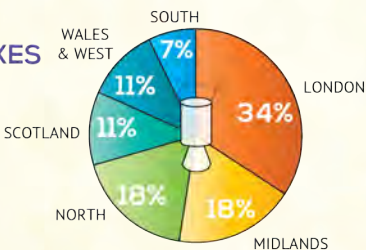
CW 2012 POSTERS
Distribution by region




CW 2012 FLYERS & LEAFLETS
Distribution by region



CW 2012 PENNYBOXES
Distribution by region



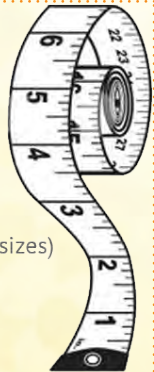
CW 2012 T-Shirts
335 Small
1460 Medium
1315 Large
390 X-Large



3500

Number of official CW 2012 T-shirts printed for use nationally

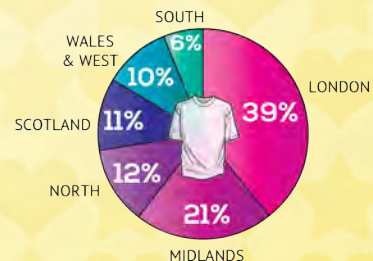
CW 2012 T Shirts (in sizes)
Small 335
Medium 1460
Large 1315
X Large 390



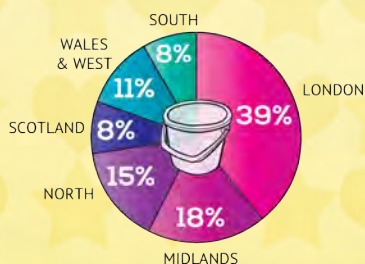
T-SHIRT TOTALS



CW 2012 T-SHIRTS
Distribution by region



CW 2012 BUCKETS
Distribution by region



BUCKET TOTALS



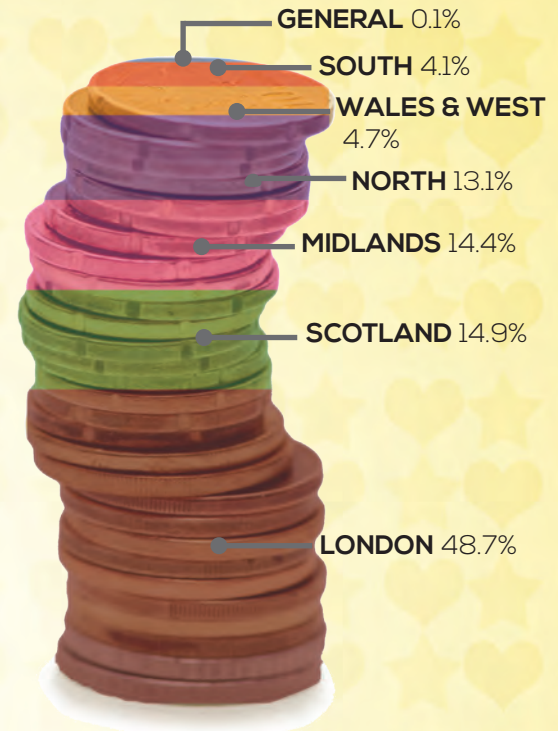
GRAND TOTAL:

£448,401.36

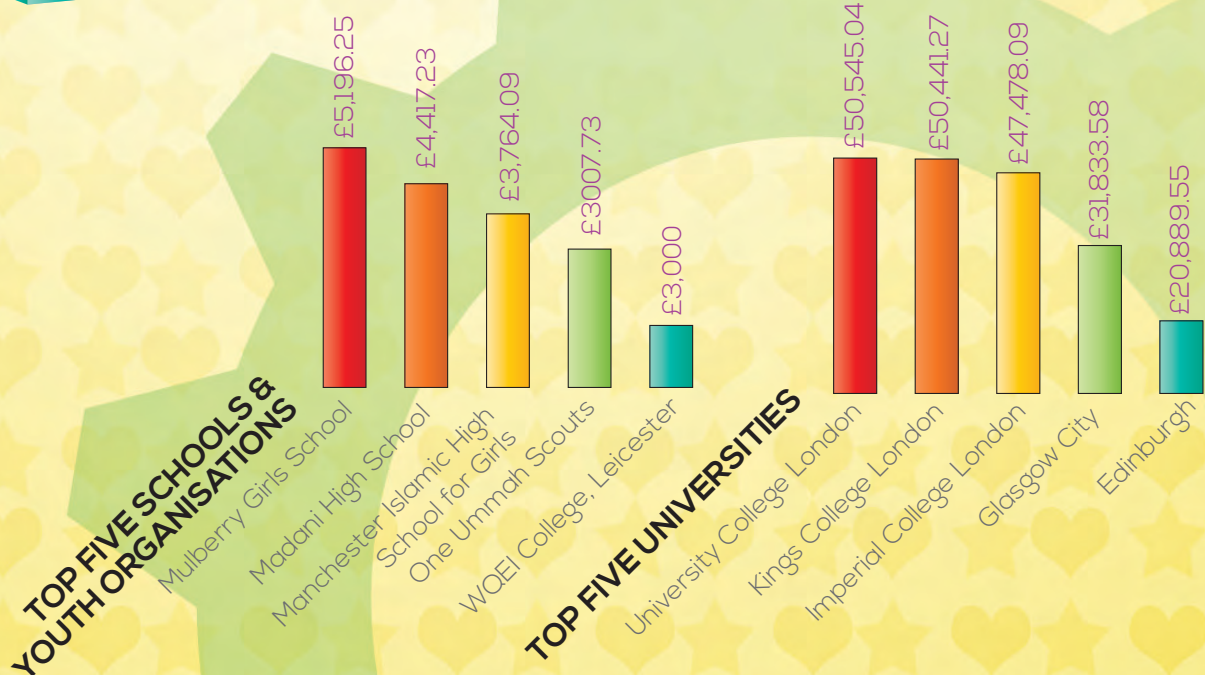
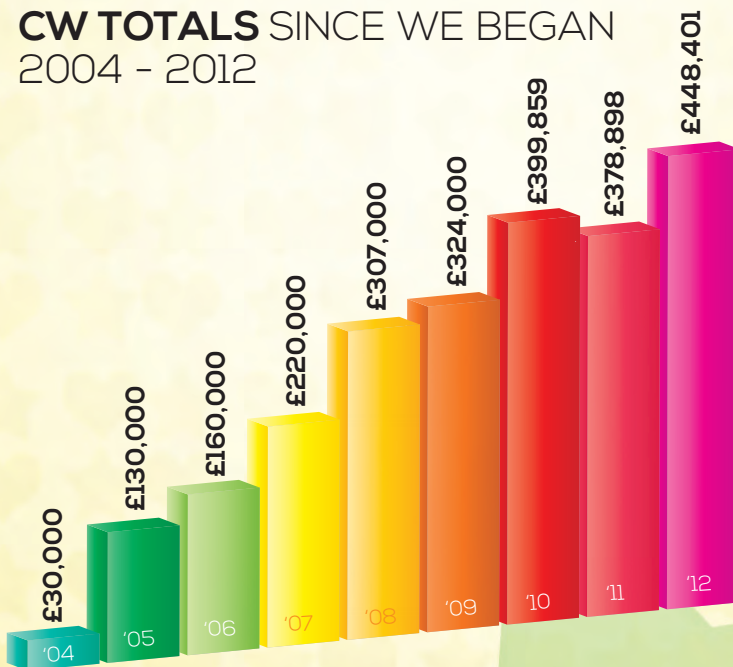
MAY ALLAH ACCEPT IT FROM US, AMEEN.

The benefit of working together is self-evident from this year's Charity Week total. Rather than individual Islamic Societies struggling to raise a few thousand, the sum we raise together is a sign, we believe, of the barakah (blessing) involved in this project.

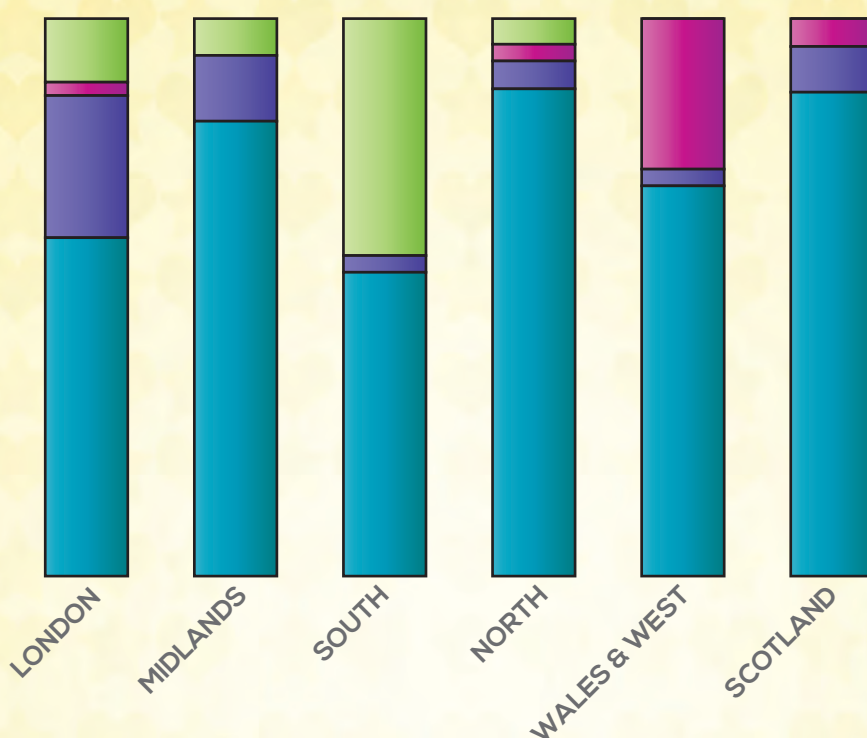
WHO RAISED IT?




CW TOTALS SINCE WE BEGAN 2004 - 2012



DONATIONS & BANKING



Banked in IR account
Online Donations
Credit Card Donations
Banked with Student Union



£300

Amount paid for a single samosa at the UCL CW 2012 Auction

ONLINE DONATIONS



2010 = **£26,147.86**





2011 = **£53,104.68**



2012 = **£73,172.79**

TOP 5 DOWNLOADED DOCUMENTS FROM WWW.ONECHARITYWEEK.COM

CW2011 Annual Report x 857
Who's who x 541
Accountability x 233
Orphan feedback letter (Eman - Gaza) x 58
Banking guidelines x 56



SOCIAL MEDIA

This year saw a tremendous effort to improve our social media and publicity presence. The following page summarises how well we did and sets a marker for how we can improve in the years ahead.


1.1
MILLION



Number of hits on
www.onecharityweek.com
during 2012

2

Number of CW 2012
articles printed in
newspapers:
Asian Express
Felix



3



Number of weeks it took to develop
the CW 2012 National Video

Number of articles
publicising CW 2012
published online

4




MuslimMatters
SuhailWebb.com
The Platform
Productive Muslim

5

Number of CW team members
who advertised the project on
radio




FACEBOOK LIKES, TWITTER FOLLOWERS, YOUTUBE SUBSCRIBERS & INSTAGRAM FOLLOWERS



MONTHLY UNIQUE VISITORS TO ONECHARITYWEEK.COM

Key:
Average Daily Hits
Total Hits



PUBLICITY

We want to share the beauty and the vision of this project with as many people as possible. Our publicity machine this year moved into a higher gear... but as long as there are people out there who don't know what Charity Week is all about - we won't rest!



PRODUCTIVE MUSLIM

138
20
5



MUSLIMMATTERS

66
18
0



THE PLATFORM

25
5
0



SUHAIBWEBB.COM

579
62
1




1200

Number of views of CW2012 trailer in first 24 hours of release



Total donations received on justtextgiving:

£146



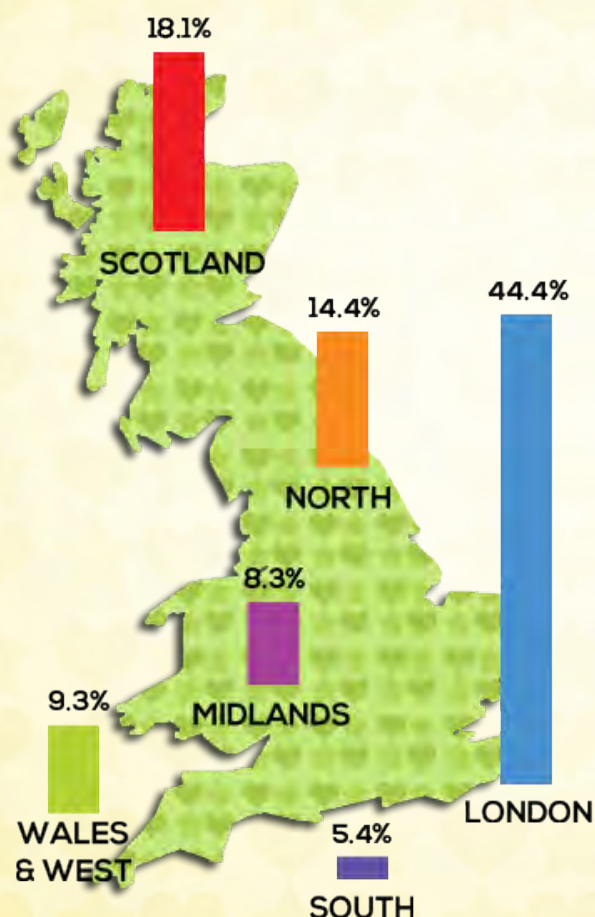
46

Number of drafts of the National Poster before the final version chosen


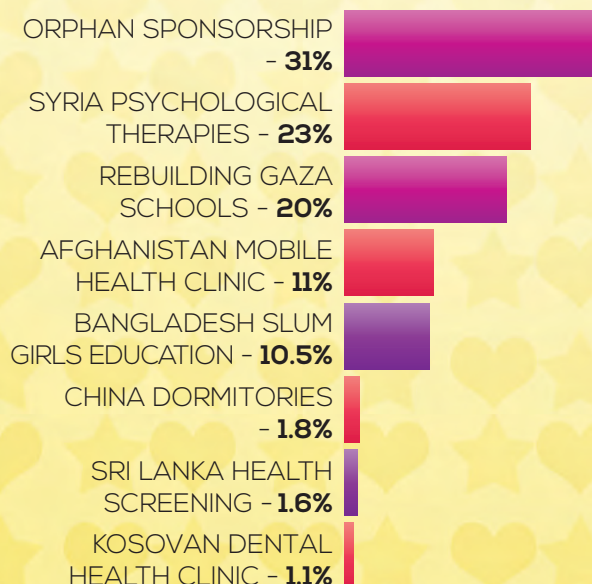
WHERE THE MONEY WENT

PROJECT SELECTION

A selection of potential projects was emailed out to each region. Choices were made online. Below is a breakdown of the response from each region and which projects proved to be the most popular



MOST POPULAR PROJECTS AS SELECTED BY YOU



GAZA

Project: **Rebuilding Damaged Schools**

Location: **Gaza, Palestine**

Cost: **£154,500**

No. of schools: **6 (benefitting over 4,500 children)**

Many children have died during the blockade and war of Gaza, but of those who survive, it is estimated that 62,576 have had their future snatched away by the destruction and damage caused to schools. Through Charity Week you have funded the rebuilding of more than 6 schools. This includes structural repairs of buildings, repairing toilets, drinking water fountains, electrical fixtures and repairing doors and windows. The schools provide a safer and more comfortable environment for these children to pursue their education again.

SYRIA

Project: **Psychological & educational support to Syrian refugee children**

Location: **Refugee camps in Lebanon**

Cost: **£74,400**

Number of beneficiaries: **1,200 children**



The death and destruction being caused in Syria has led many to flee their homes. Over 60,000 Syrians are in Lebanon at present and whilst we can all see their need for food and clothes, what many of us cannot see is the deep psychological trauma that the children are going through. The combination of depression, post-traumatic stress and anxiety will affect their lives long after the war is over. This programme aims to counter these psychological scars by training 150 people to diagnose and treat them. It also involves helping bridge the educational gap these children are experiencing by providing extra tuition in Arabic, English and Mathematics, as well as art, sports and drama classes in a safe and friendly environment.

WHERE THE MONEY WENT

AFGHANISTAN

Project: **Free Health Care & Health Education for Orphans**

Location: **Kabul, Nangarhar and Balkh**

Cost: **£89,579**

Number of beneficiaries: **Over 1000 orphans**

Afghanistan has over 2 Million orphans with one of the highest child mortality rates in the world (1 in 4 will not reach the age of 5.) Security risks makes it difficult to set up traditional health camps. This project employs staff to personally visit beneficiaries and provide health checks & health education. Children with serious health problems will be seen at their closest hospital for treatment. Prevention of disease is of paramount importance amongst the young, hence this project aims to raise awareness within the communities about adequate nutrition, appropriate hygiene, sanitation and drinking water.



ORPHAN SPONSORSHIP

Project: **Sponsoring orphans for all their health, shelter and educational needs**

Location: **Gaza and Pakistan**

Number of Orphans: **53 (one-to-one) 121 (Continuing Charity Week sponsorship)**

Charity Week has been sponsoring over 100 orphans from the South East Asia Earthquake since 2005 and more than 110 orphans from Gaza since 2008. This is the first year that we have given individuals the opportunity to take on the sponsorship themselves. More than 53 orphans have been sponsored by individuals meaning that from 2014 onwards, Charity Week will continue fully sponsoring 121 orphans. The feedback we get from the remaining guardian of these orphans is a constant source of inspiration to us.



All pictures are for illustration purposes only.




9

Pakistan
£3,132

£24,132

Total amount raised
in one-to-one sponsorship
from individual CW donors



50

Gaza
£21,000

59

Number of orphans
whose one-to-one
sponsorship has been
taken over by
individual CW donors

EXTERNAL FEEDBACK

Feedback is an important process within Charity Week. Hundreds of people were surveyed at the Charity Week Round-off dinners, here are some of the results:

Yes, I was aware of CW2011 projects?

Wales 65%
London 59%
South 58%
Scotland 53%
Midlands 44%
North 8%



Yes, I read the CW2011 Annual Report:

Wales 60%
Scotland 43%
South 35%
London 20%
Midlands 14%
North 11%



54%

of attendees to the Wales & West round-off dinner donated via

Just Text Giving

compared to an average of just 6% in other regions.



50%

Proportion of North round-off dinner attendees who had no interaction with CW publicity


Did you donate via Virgin Money Giving?

London 54%
Wales 44%
Midlands 42%
South 25%
North 8%
Scotland 11%



50%

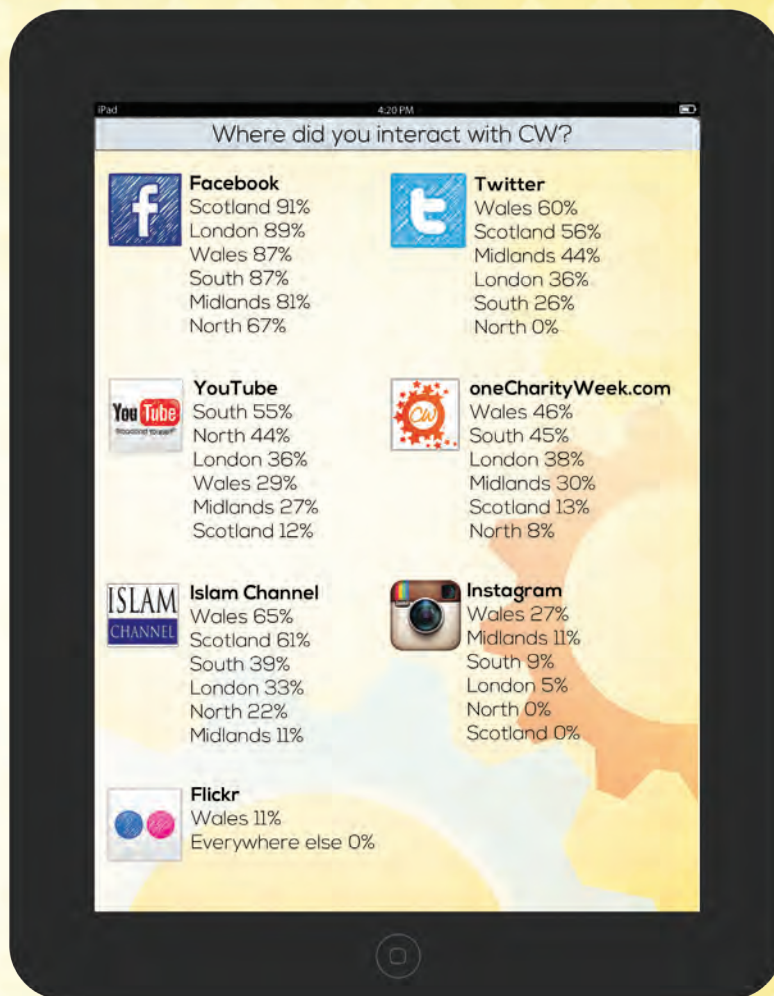
of Scotland round-off dinner attendees had taken part in a CW flashmob.



Proportion of Scotland round-off dinner guests who had watched the CW2012 trailer

7%

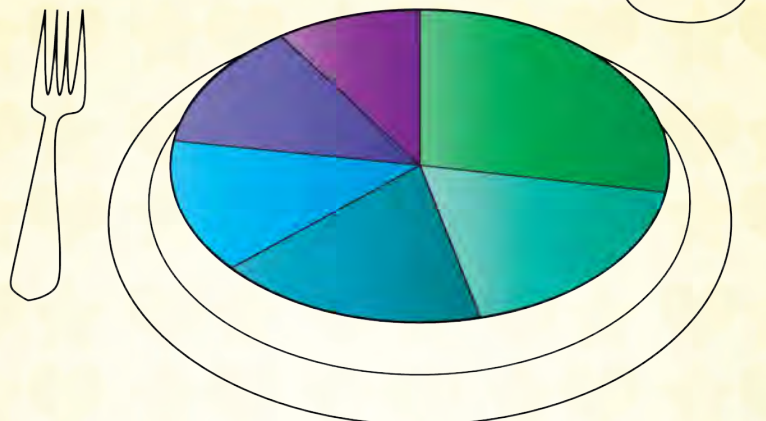
of regional dinner attendees from around the country took part in the sponsored walk up Scafell Pike



ROUND-OFF DINNERS

COST OF EACH REGIONAL DINNER

MIDLANDS **£3,458.27**
 LONDON **£2,289.34**
 NORTH **£2,157.25**
 SOUTH **£1,723.35**
 SCOTLAND **£1,644.56**
 WALES & WEST **£1,145.02**



48 hrs



Number of hours before Midlands Round-off Dinner that the venue was cancelled due to unforeseen circumstances. A new venue was found last minute.

NUMBER OF ATTENDEES TO EACH DINNER

MIDLANDS **150-180**
 LONDON **600-700**
 NORTH **175**
 SOUTH **80**
 SCOTLAND **120**
 WALES & WEST **90**



15

Number of minutes **ahead** of schedule that the CW 2012 National Round-Off event ran to.



6

Number of ISocs in London that did not pick up their framed certificates

CELEBRATING SUCCESS, NATIONALLY

17th November

The first ever South Region Dinner was held in Surrey with speaker Sheikh Atif Jung. Attendees included 4 brothers who had driven down from Scotland.



18th November

Dinner held in Edinburgh, Scotland with Shaykh Amer Jamil and a surprise visit from the founder of CW



21st November

Sheikh Reda Bedier speaks at the Midlands dinner, held at Birmingham.



21st November

The North Dinner featured guest speaker Sheikh Ruzwan Mohammed and was held in Bradford



25th November

The Wales & West Annual Dinner held in Cardiff with Shaykh Zane Abdo



28th November

Last but not least, the London and National Dinner featured Sheikh Ahmed Saad and Dr Hany El Banna. Almost all the senior management of Islamic Relief attended the event.





CONCLUSION

As we leave behind Charity Week 2012 and look forward to the 10th anniversary year in 2013, we hope you agree with us that we all have a lot to be grateful for, a lot to be proud of and a lot to be learnt. But whilst there is disunity and suffering, we still have a lot of work to do.

Together we can make a difference.

Wasalaam,
Your Charity Week Team



Appendices

Charity Week 2012 Totals - [London Universities]

University Name	Total Banked (CW Account)	Online Donations	Credit Card Donations	121	Total
UCL	£30,234.67	£10,794.37		£9,516.00	£50,545.04
KCL	£23,659.85	£23,246.42	£2,695.00	£840.00	£50,441.27
Imperial	£26,433.76	£13,193.33	£1,800.00	£6,051.00	£47,478.09
QM/Barts	£8,651.21	£3,095.65	£165.00		£11,911.86
SGUL	£11,066.74	£895.50	£350.00	£3,360.00	£15,672.24
Westminster	£8,700.00	£10.00			£8,710.00
SOAS	£3,461.42	£1,548.36			£5,009.78
LSE	£3,621.98				£3,621.98
Royal Holloway	£2,764.01	£195.00			£2,959.01
London Met	£1,585.66	£1,200.00			£2,785.66
General	£610.25	£544.74			£1,154.99
Greenwich	£1,591.86				£1,591.86
Roehampton	£1,036.20				£1,036.20
Essex	£816.73				£816.73
UAL LCC	£435.29				£435.29
Luton	£431.60				£431.60
Middlesex	£194.07				£194.07
Total Amount	£125,295.30	£54,723.37	£5,010.00	£19,767.00	£204,795.67

Charity Week 2012 Totals - [London Schools]

School Name	Total Banked (CW Account)	Online Donations	Credit Card Donations	121	Total
Mulberry	£5,171.25	£25.00			£5,196.25
Woodhouse College	£1,253.27				£1,253.27
Woolwich Poly	£1,063.30				£1,063.30
Sir George Monoux College	£911.05				£911.05
Kings College School	£200.00				£200.00
Cranford Community College	£662.58				£662.58
Newvic 6th Form College	£601.16				£601.16
Negus Sixth Form	£585.43				£585.43

Central Foundation	£577.86				£577.86
Chelsea Academy	£366.02				£366.02
Brentford School for Girls	£360.60				£360.60
Stanmore College	£354.02				£354.02
Acton High	£350.00				£350.00
Plashet	£339.00				£339.00
Oasis Academy Hadley	£226.01				£226.01
Villiers	£125.00				£125.00
Enfield County School	£120.88				£120.88
Edmonton County School	£68.09				£68.09
College of Haringey, Enfield and NE London	£58.46				£58.46
Richmond Park Academy	£53.96				£53.96
Total Amount	£13,447.94	£25.00	£0.00	£0.00	£13,472.94

LONDON

TOTAL: **£218,268.61**

Charity Week 2012 Totals - [Scotland Cities]

City Name	Total Banked (CW Account)	Online Donations	Credit Card Donations	121	Total
Dundee	£6,017.08	£1,098.50	£700.00		£7,815.58
Edinburgh	£20,161.55		£728.00		£20,889.55
Glasgow	£26,495.58	£3,196.00	£1,950.00	£192.00	£31,833.58
St. Andrews	£1,533.70			£348.00	£1,881.70
Aberdeen	£3,665.00	£152.00	£65.00		£3,882.00
General	£311.05	£310.00			£621.05
Total Amount	£58,183.96	£4,756.50	£3,443.00	£540.00	£66,923.46

SCOTLAND

TOTAL: **£66,923.46**

Charity Week 2012 Totals - [Midlands Universities]

University Name	Total Banked (IR Account)	Total Banked (CW Account)	Online Donations	Credit Card Donations	Total
Nottingham		£8,561.76	£2,459.00		£11,020.76
DMU		£7,583.14	£1,811.80		£9,394.94
Birmingham University		£5,071.86	£2,000.00		£7,071.86
Cambridge University		£2,278.00	£730.00		£3,008.00
Leicester University		£5,072.47	£355.00		£5,427.47
Lincoln University		£901.25			£901.25
Loughborough		£1,395.47			£1,395.47
Newman College University		£947.00			£947.00
Nottingham Trent		£880.00			£880.00
Oxford		£625.00			£625.00
UEA		£4,534.31			£4,534.31
Warwick	£2,895.57				£2,895.57
Wolverhampto n		£3,823.81	£40.00		£3,863.81
General		£182.53	£71.00		£253.53

Total Amount **£2,895.57** **£41,856.60** **£7,466.80** **£0.00** **£52,218.97**

Charity Week 2012 Totals - [Midlands Schools]

School Name	Total Banked (IR Account)	Total Banked (CW Account)	Online Donations	Credit Card Donations	Total
Beauchamp College		£165.49			£165.49
LIA		£1,344.49			£1,344.49
Madani High School		£4,417.23			£4,417.23
One Ummah Scouts		£3,007.73			£3,007.73
Regent		£586.15			£586.15
WQEIC		£3,000.00			£3,000.00
Total Amount		£12,521.09	£0.00	£0.00	£12,521.09

MIDLANDS

TOTAL: **£64,740.06**

Charity Week 2012 Totals - [North Universities]

University Name	Total Banked (IR Account)	Total Banked (CW Account)	Online Donations	Credit Card Donations	Total
Leeds & Leeds Met		£10,763.36	£1,012.00	£1,905.00	£13,680.36
Liverpool		£13,024.86	£243.50		£13,268.36
Manchester Isocs		£7,303.27	£35.00		£7,338.27
USIC		£4,302.14			£4,302.14
Huddersfield		£2,691.59			£2,691.59
Hull	£2,689.50				£2,689.50
Liverpool John Moores		£1,439.72	£1,120.00		£2,559.72
Newcastle & Northumbria		£2,445.00			£2,445.00
Sunderland		£2,276.62			£2,276.62
Edge Hill		£745.00			£745.00
Lancaster		£700.01			£700.01
General			£40.00		£40.00
University of Cumbria (Lancaster)		£500.30			£500.30
Liverpool Hope		£292.97			£292.97
Durham		£151.78			£151.78
Total Amount	£2,689.50	£46,636.62	£2,450.50	£1,905.00	£53,681.62

Charity Week 2012 Totals - [North Schools]

School Name	Total Banked (IR Account)	Total Banked (CW Account)	Online Donations	Credit Card Donations	Total
Bolton Muslim Girls School		£225.00			£225.00
Manchester High School for Girls		£3,764.09			£3,764.09
KD Grammar School		£923.61			£923.61
Total Amount		£4,912.70	£0.00	£0.00	£4,912.70

NORTH TOTAL: £58,594.32

Charity Week 2012 Totals - [Wales Universities]

University Name	Total Banked (CW Account)	Online Donations	Credit Card Donations	Total
Cardiff	£4,060.00		£5,655.00	£9,715.00
Swansea	£4,553.17	£170.00		£4,723.17
Bristol	£1,132.91	£509.00		£1,641.91
Glamorgan	£1,008.20			£1,008.20
Bath	£917.44			£917.44
UWE	£749.00			£749.00
Cardiff Met	£705.00			£705.00
General		£10.00		£10.00
Total Amount	£13,125.72	£689.00	£5,655.00	£19,469.72

Charity Week 2012 Totals - [Wales Schools]

School Name	Total Banked (CW Account)	Online Donations	Credit Card Donations	Total
Bishop Gore	£354.89	£12.50		£367.39
St Davids College	£311.98			£311.98
Olchfach School				
Swansea	£106.45	£12.50		£118.95
Cathays High School	£431.00			£431.00
Total Amount	£1,204.32	£25.00	£0.00	£1,229.32

WALES TOTAL: £20,699.04

Charity Week 2012 Totals - [South Universities]

University Name	Total Banked SU	Total Banked (CW Account)	Online Donations	Credit Card Donations	Total
Brighton & Sussex		£5,053.93			£5,053.93
Surrey	£4,255.30				£4,255.30
Kent		£2,983.28			£2,983.28
Southampton		£2,112.85	£85.00		£2,197.85
Medway		£1,309.84	£310.00		£1,619.84
Portsmouth		£1,405.60	£5.00		£1,410.60
Plymouth		£621.00			£621.00
Exeter		£393.87			£393.87
General			£20.00		£20.00

Total £4,255.30 £13,880.37 £420.00 £0.00 £18,555.67

SOUTH TOTAL: £18,555.67

NB Changes in figures announced at CW Round-Off Dinners to those included in appendices have occurred due to delays in payments made via credit cards, student union transfers and cheques.



For information on how to get your community /
institution involved in Charity Week 2013 or for
any other enquiries, please email us at:
info@onecharityweek.com

This brochure is made from 1% inspiration and 99%
perspiration. Recycle it by passing it on to everyone
you know and spreading the message of unity